



# Jackson County, IA

Iowa

# Contents

Report Parameters .....	1
Economy Overview .....	2
Unemployment by Demographics .....	4
Historic & Projected Trends .....	8
Population Characteristics .....	12
Inbound and Outbound Migration .....	14
Industry Characteristics .....	16
Business Characteristics .....	21
Workforce Characteristics .....	23
Educational Pipeline .....	29
In-Demand Skills .....	30

## Report Parameters

### 1 County

19097 Jackson County, IA

---

### Class of Worker

QCEW Employees, Non-QCEW Employees, and Self-Employed

The information in this report pertains to the chosen geographical area.

## Economy Overview

**19,375**

**Population (2023)**

Population **grew by 0** over the last 5 years but is projected to **decrease by 36** over the next 5 years.

**7,144**

**Total Regional Employment**

Jobs **decreased by 395** over the last 5 years but are projected to **grow by 191** over the next 5 years.

**\$69.7K**

**Median Household Income (2022)**

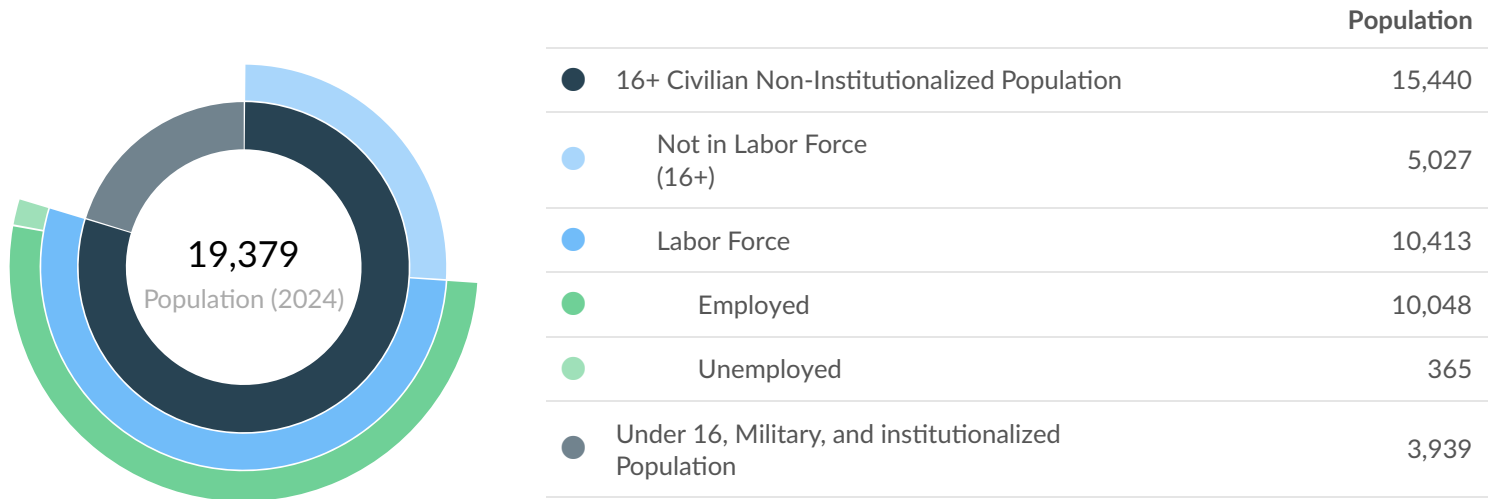
Median household income is **\$5.4K below** the national median household income of \$75.1K.

### Takeaways

- As of 2023, the region's population hasn't changed since 2018. Population is expected to **decrease by 0.2%** between 2023 and 2028, losing 36.
- From 2018 to 2023, jobs **declined by 5.2%** in Jackson County, IA from 7,539 to **7,144**. This change **fell short of the national growth rate of 4.3% by 9.5%**. As the number of jobs declined, the **labor force participation rate decreased from 71.1% to 66.4% between 2018 and 2023**.
- Concerning educational attainment, **13.6% of Jackson County, IA residents possess a Bachelor's Degree** (7.5% below the national average), and **10.8% hold an Associate's Degree** (2.0% above the national average).
- The top three industries in 2023 are Education and Hospitals (Local Government), Restaurants and Other Eating Places, and Warehousing and Storage.

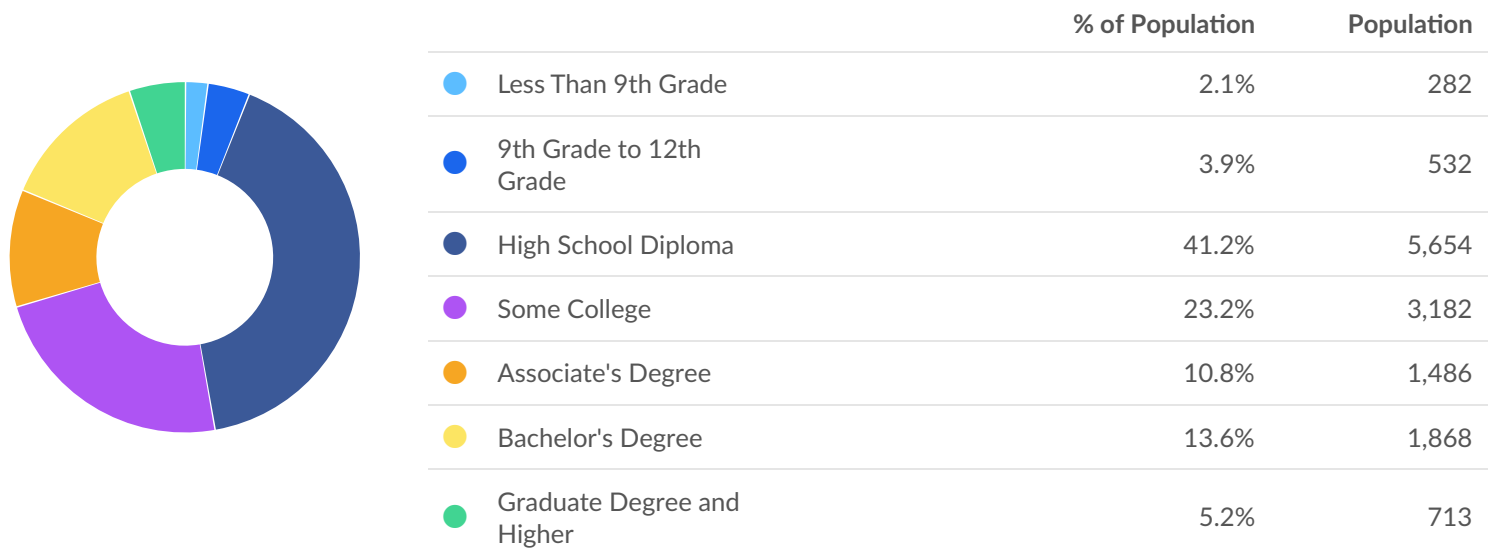
	Population (2024)	Labor Force (Mar 2024)	Jobs (2023)	Cost of Living	GRP	Imports	Exports
Region	19,379	10,413	7,144	96.0	\$913.56M	\$1.60B	\$1.13B
State	3,239,450	1,687,297	1,762,148	97.8	\$250.30B	\$246.33B	\$293.29B

## Mar 2024 Labor Force Breakdown



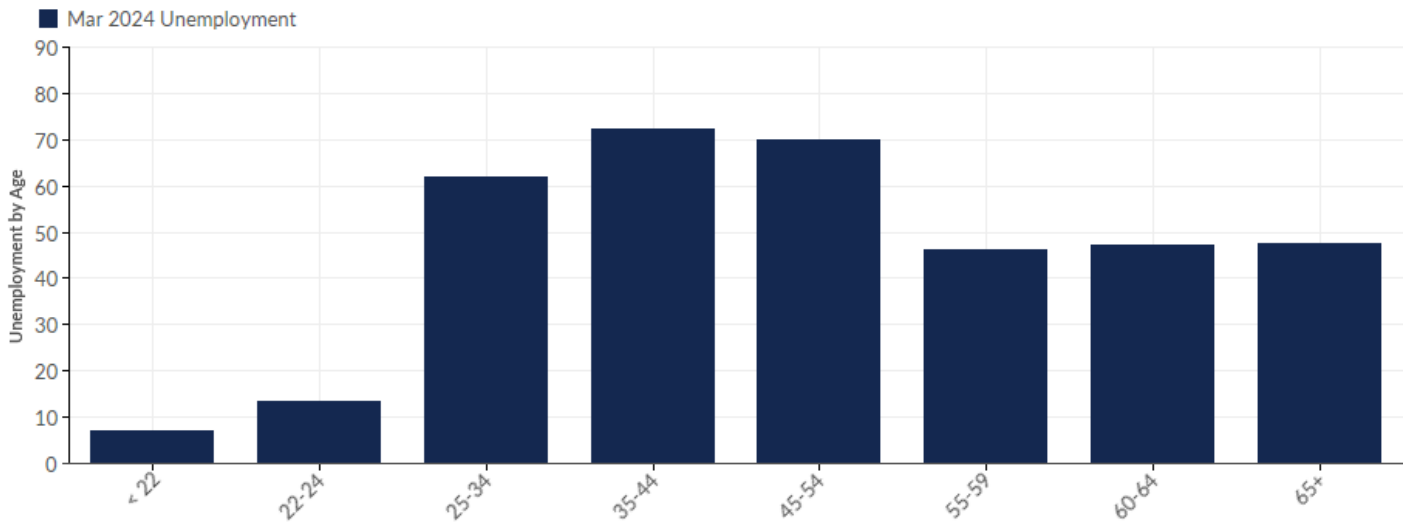
## Educational Attainment

Concerning educational attainment, **13.6% of Jackson County, IA residents possess a Bachelor's Degree** (7.5% below the national average), and **10.8% hold an Associate's Degree** (2.0% above the national average).



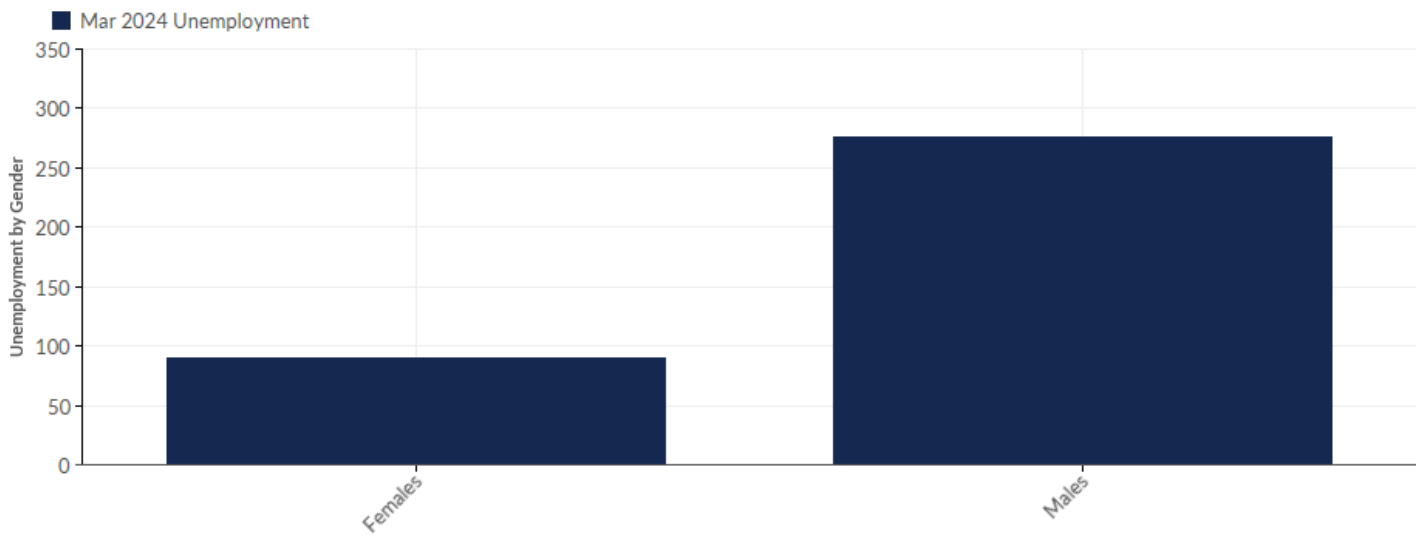
# Unemployment by Demographics

## Unemployment by Age



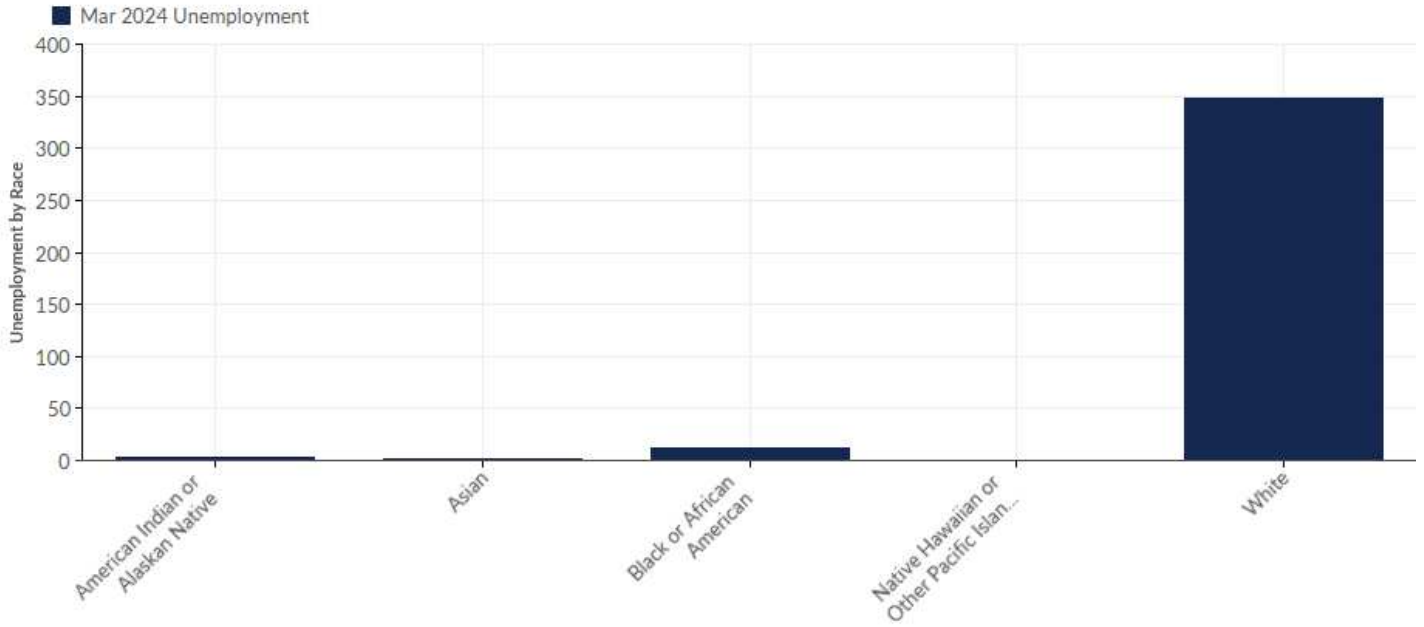
Age	Unemployment (Mar 2024)	% of Unemployed
< 22	7	1.92%
22-24	13	3.56%
25-34	62	16.99%
35-44	72	19.73%
45-54	70	19.18%
55-59	46	12.60%
60-64	47	12.88%
65+	48	13.15%
<b>Total</b>	<b>365</b>	<b>100.00%</b>

## Unemployment by Gender



Gender	Unemployment (Mar 2024)	% of Unemployed
Females	89	24.38%
Males	276	75.62%
Total	365	100.00%

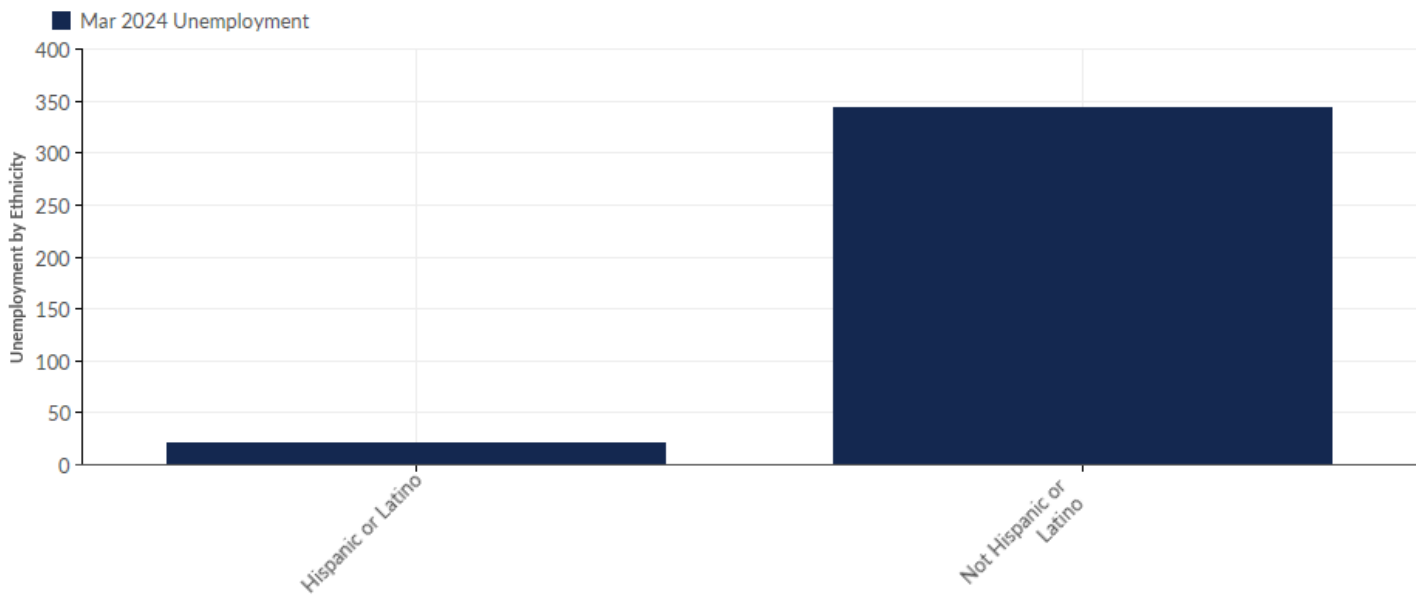
## Unemployment by Race



Race	Unemployment (Mar 2024)	% of Unemployed
American Indian or Alaskan Native	4	1.10%
Asian	2	0.55%
Black or African American	12	3.29%
Native Hawaiian or Other Pacific Islander	0	0.00%
White	348	95.34%
<b>Total</b>	<b>365</b>	<b>100.00%</b>



## Unemployment by Ethnicity

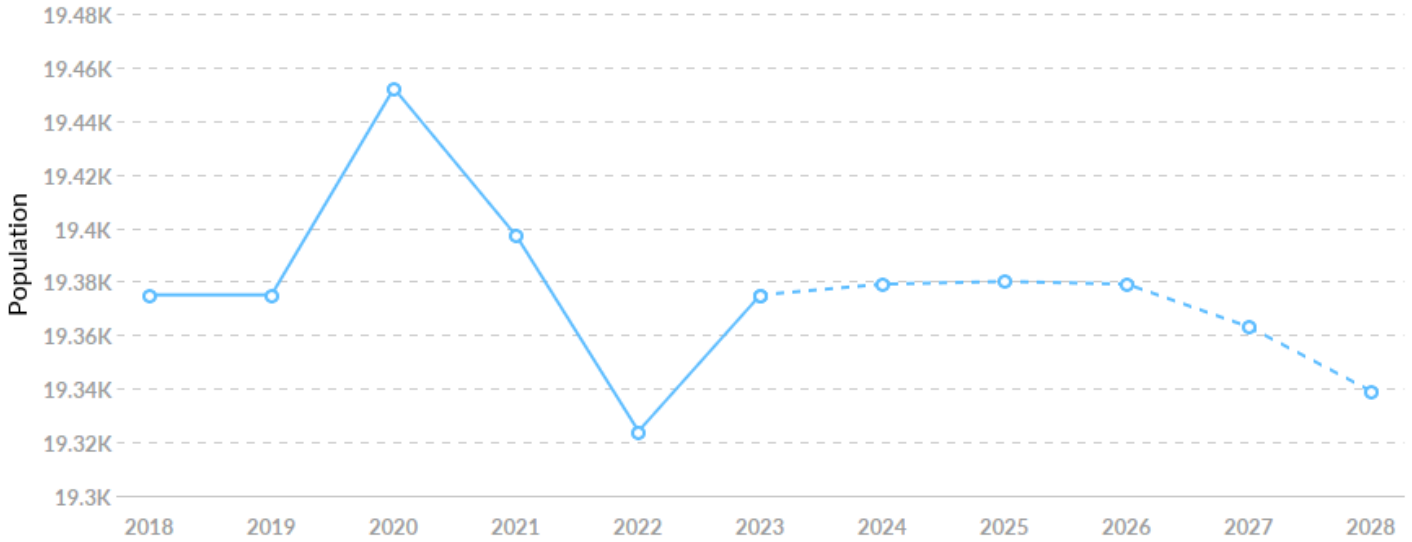


Ethnicity	Unemployment (Mar 2024)	% of Unemployed
Hispanic or Latino	21	5.75%
Not Hispanic or Latino	344	94.25%
Total	365	100.00%

# Historic & Projected Trends

## Population Trends

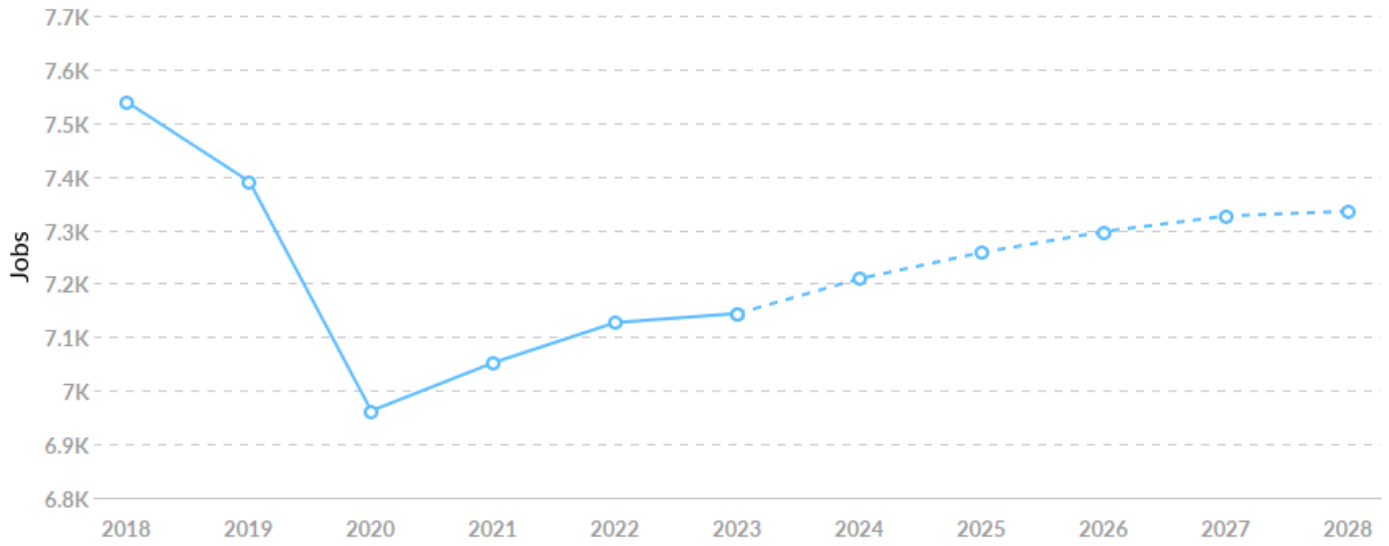
As of 2023, the region's population hasn't changed since 2018. Population is expected to **decrease by 0.2%** between 2023 and 2028, losing 36.



Timeframe	Population
2018	19,375
2019	19,375
2020	19,452
2021	19,397
2022	19,324
2023	19,375
2024	19,379
2025	19,380
2026	19,379
2027	19,363
2028	19,339

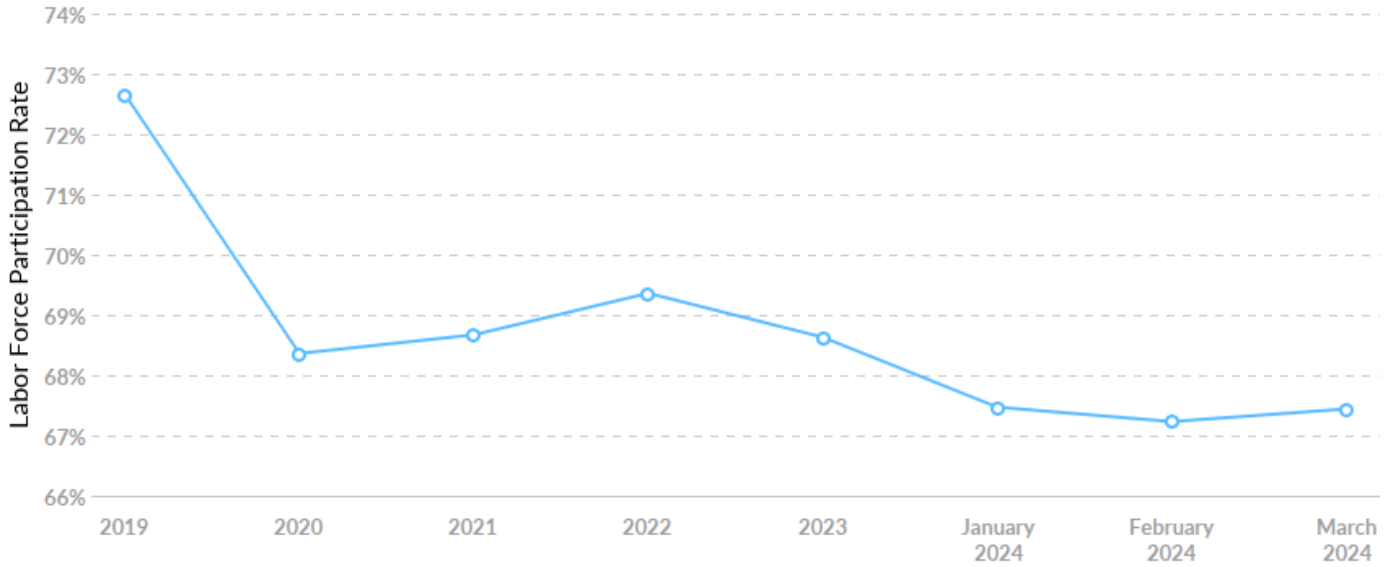
## Job Trends

From 2018 to 2023, jobs declined by 5.2% in Jackson County, IA from 7,539 to 7,144. This change fell short of the national growth rate of 4.3% by 9.5%.



Timeframe	Jobs
2018	7,539
2019	7,391
2020	6,962
2021	7,052
2022	7,127
2023	7,144
2024	7,209
2025	7,258
2026	7,297
2027	7,326
2028	7,335

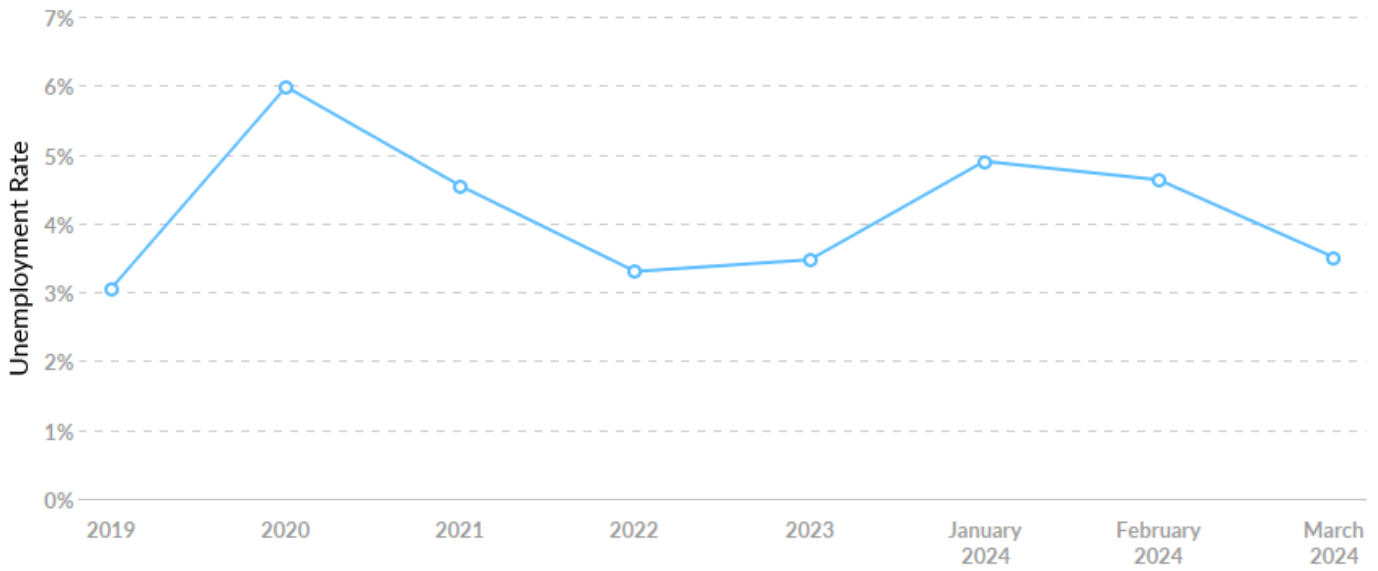
## Labor Force Participation Rate Trends



Timeframe	Labor Force Participation Rate
2019	72.66%
2020	68.36%
2021	68.67%
2022	69.36%
2023	68.63%
January 2024	67.47%
February 2024	67.23%
March 2024	67.44%

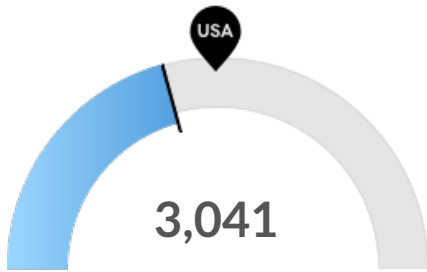
## Unemployment Rate Trends

Jackson County, IA had a March 2024 unemployment rate of 3.51%, **increasing from 3.06%** 5 years before.



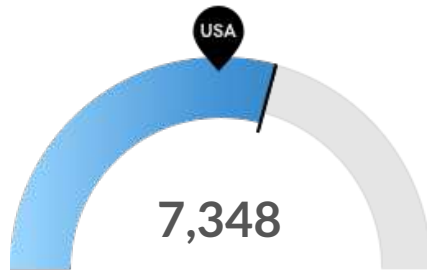
Timeframe	Unemployment Rate
2019	3.06%
2020	5.98%
2021	4.54%
2022	3.30%
2023	3.47%
January 2024	4.90%
February 2024	4.63%
March 2024	3.51%

## Population Characteristics



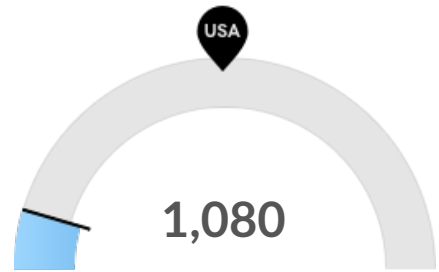
**Millennials**

Jackson County, IA has 3,041 millennials (ages 25-39). The national average for an area this size is 3,929.



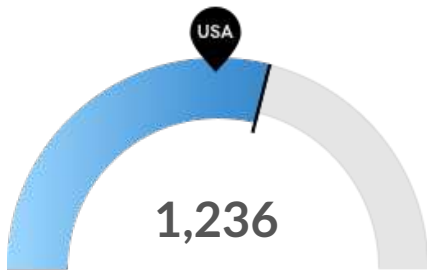
**Retiring Soon**

Retirement risk is high in Jackson County, IA. The national average for an area this size is 5,791 people 55 or older, while there are 7,348 here.



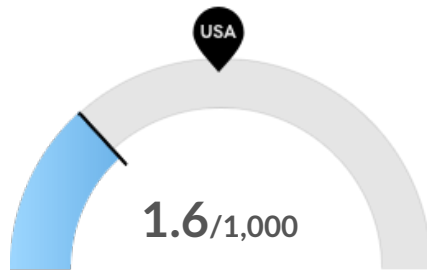
**Racial Diversity**

Racial diversity is low in Jackson County, IA. The national average for an area this size is 7,947 racially diverse people, while there are 1,080 here.



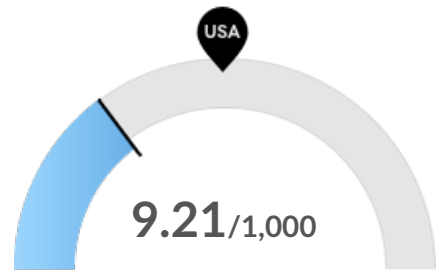
**Veterans**

Jackson County, IA has 1,236 veterans. The national average for an area this size is 988.



**Violent Crime**

Jackson County, IA has 1.6 violent crimes per 1,000 people. The national rate is 3.6 per 1,000 people.

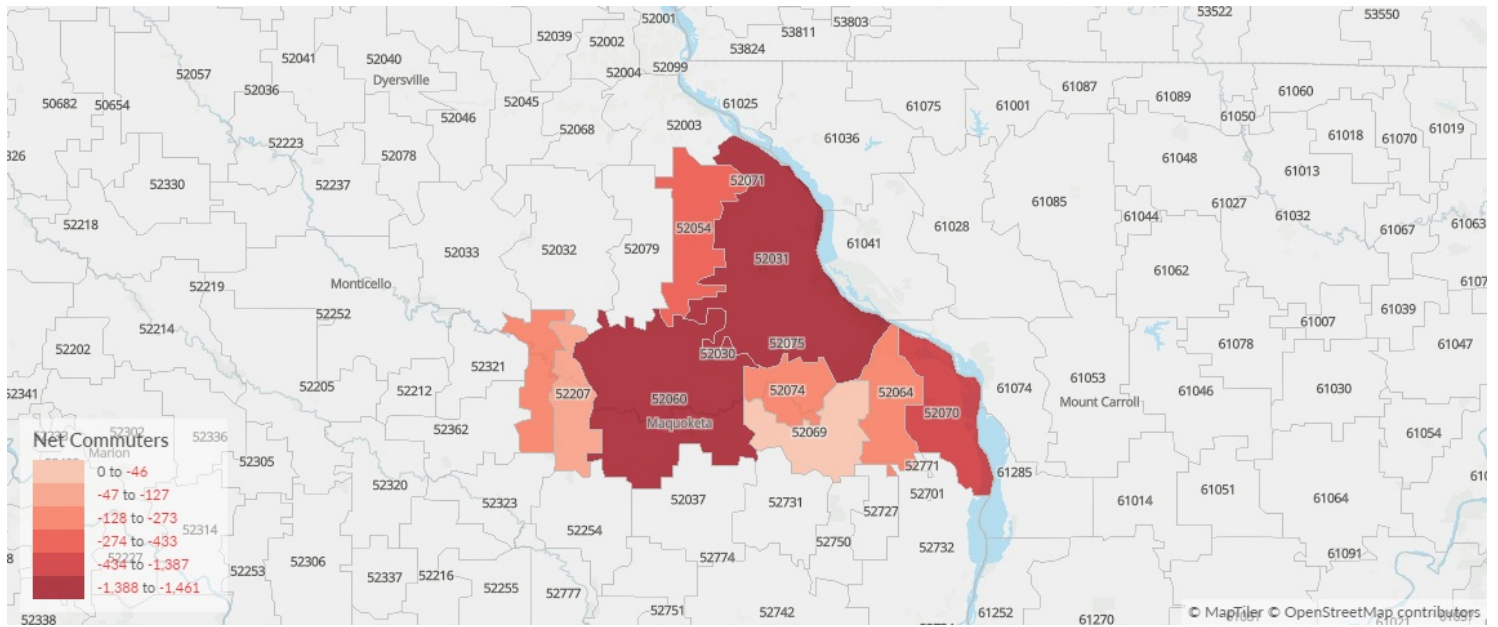


**Property Crime**

Jackson County, IA has 9.21 property crimes per 1,000 people. The national rate is 18.22 per 1,000 people.

## Place of Work vs Place of Residence

Understanding where talent in Jackson County, IA currently works compared to where talent lives can help you optimize site decisions.



### Where Talent Works

ZIP	Name	2023 Employment
52060	Maquoketa, IA (in Jacks...	3,122
52031	Bellevue, IA (in Jackson ...	1,651
52069	Preston, IA (in Jackson c...	1,054
52054	La Motte, IA (in Jackson...	305
52064	Miles, IA (in Jackson cou...	281

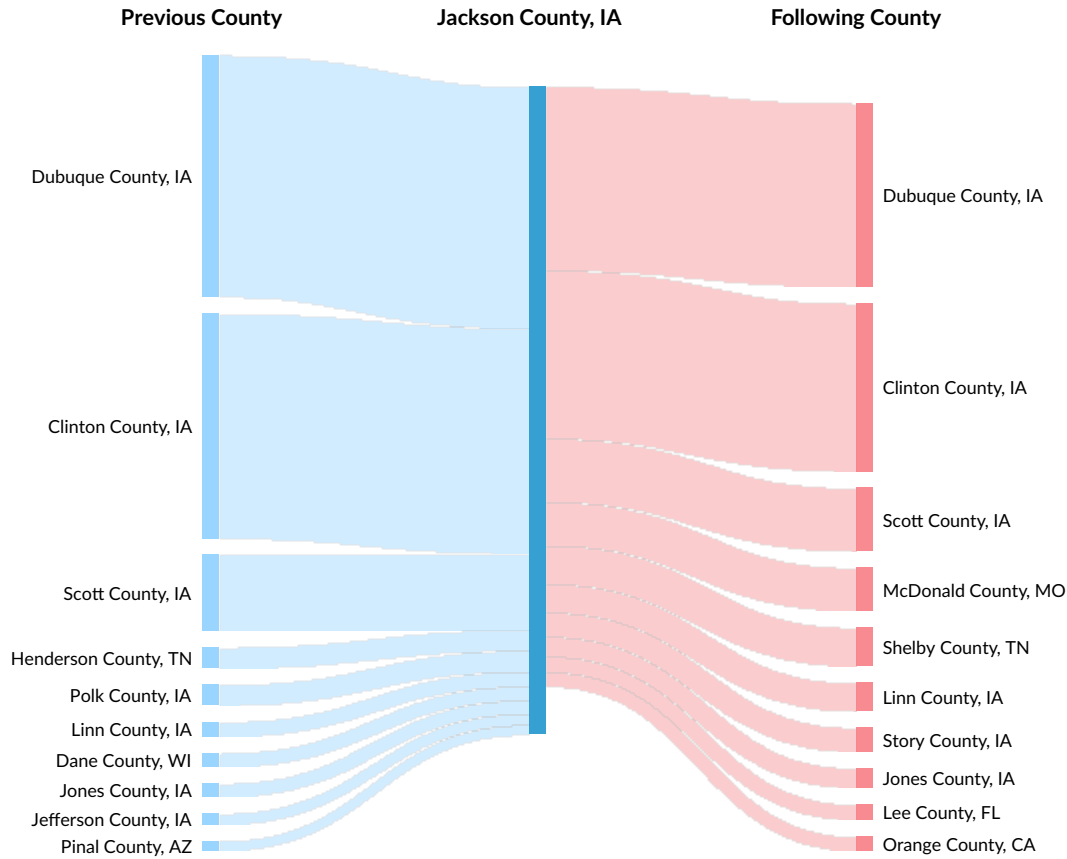
### Where Talent Lives

ZIP	Name	2023 Workers
52060	Maquoketa, IA (in Jacks...	4,510
52031	Bellevue, IA (in Jackson ...	3,112
52069	Preston, IA (in Jackson c...	1,058
52070	Sabula, IA (in Jackson co...	653
52054	La Motte, IA (in Jackson...	579

# Inbound and Outbound Migration

The table below analyzes past and current residents of Jackson County, IA. The left column shows residents of other counties migrating to Jackson County, IA. The right column shows residents migrating from Jackson County, IA to other counties.

As of 2021, **168** people have migrated from Dubuque County, IA to Jackson County, IA. In the same year, **127** people left Jackson County, IA migrating to Dubuque County, IA. The total Net Migration for Jackson County, IA in 2021 was **52**.



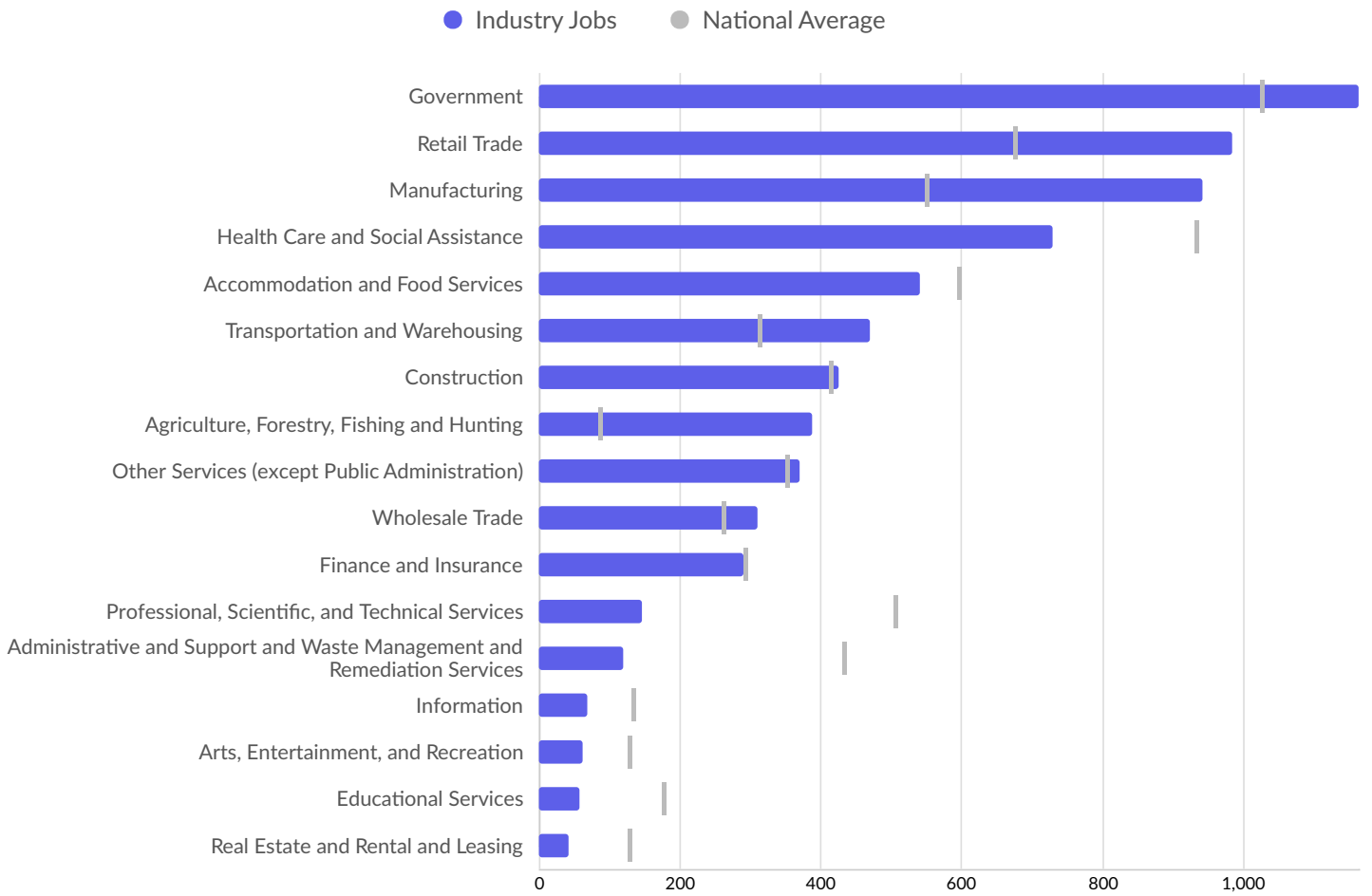
Top Previous Counties	Migrations
Dubuque County, IA	168
Clinton County, IA	156
Scott County, IA	53
Henderson County, TN	15
Polk County, IA	14
Linn County, IA	10



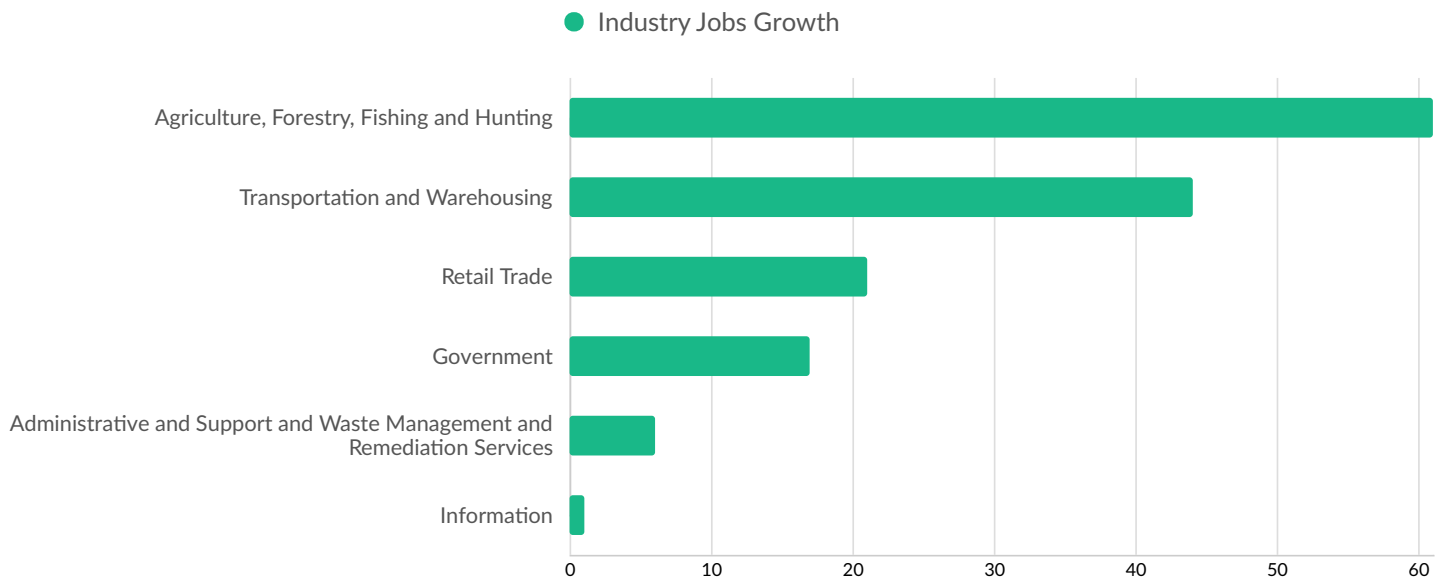
Top Previous Counties	Migrations
Dane County, WI	10
Jones County, IA	9
Jefferson County, IA	8
Pinal County, AZ	7
Douglas County, NE	6
Johnson County, IA	6
Clark County, WI	5
Black Hawk County, IA	5
Appanoose County, IA	5
Top Following Counties	Migrations
Dubuque County, IA	127
Clinton County, IA	117
Scott County, IA	44
McDonald County, MO	30
Shelby County, TN	27
Linn County, IA	20
Story County, IA	17
Jones County, IA	14
Lee County, FL	11
Orange County, CA	10
Kenosha County, WI	9
Monmouth County, NJ	7
York County, ME	6
Fairfield County, CT	6
Dallas County, IA	6

# Industry Characteristics

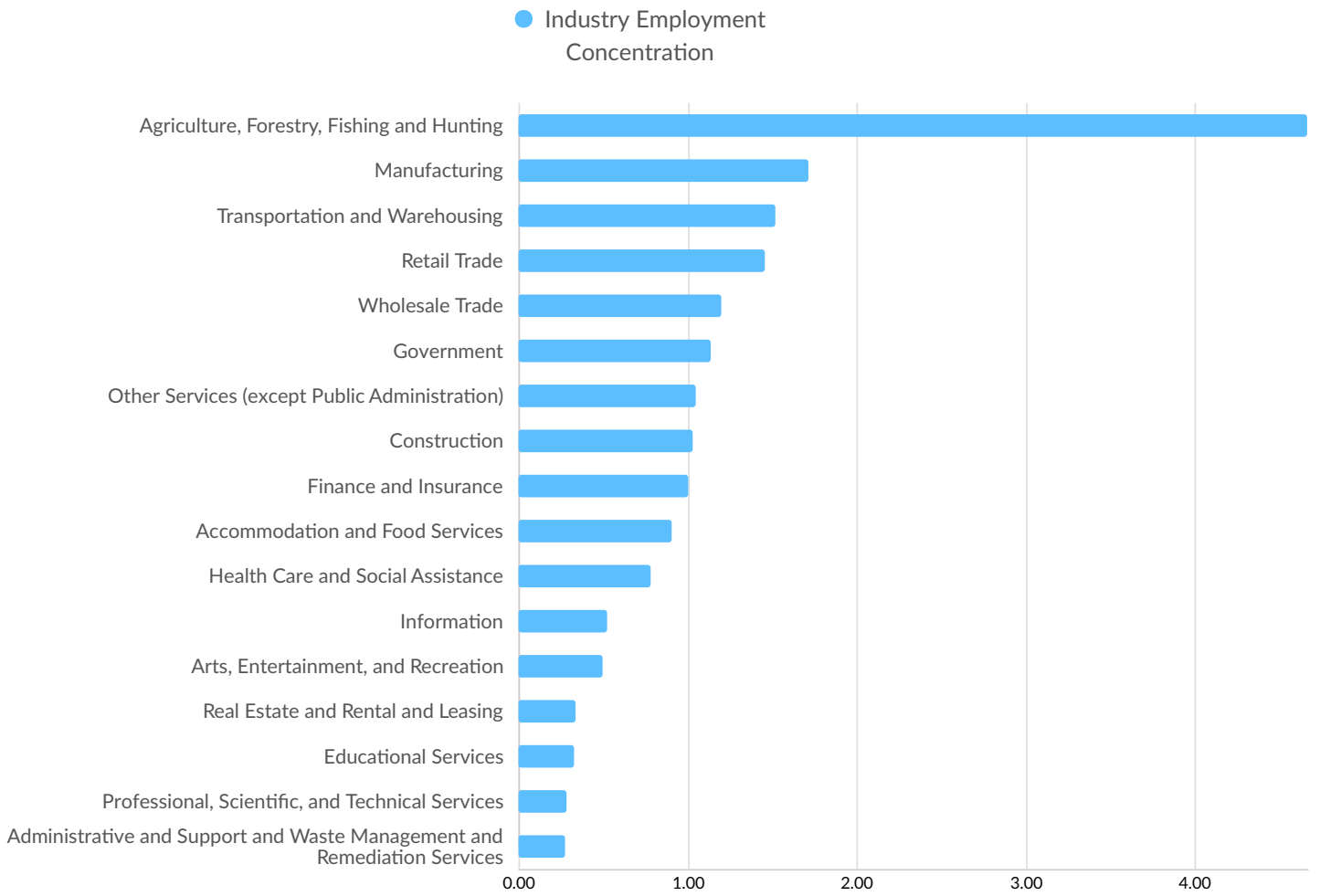
## Largest Industries



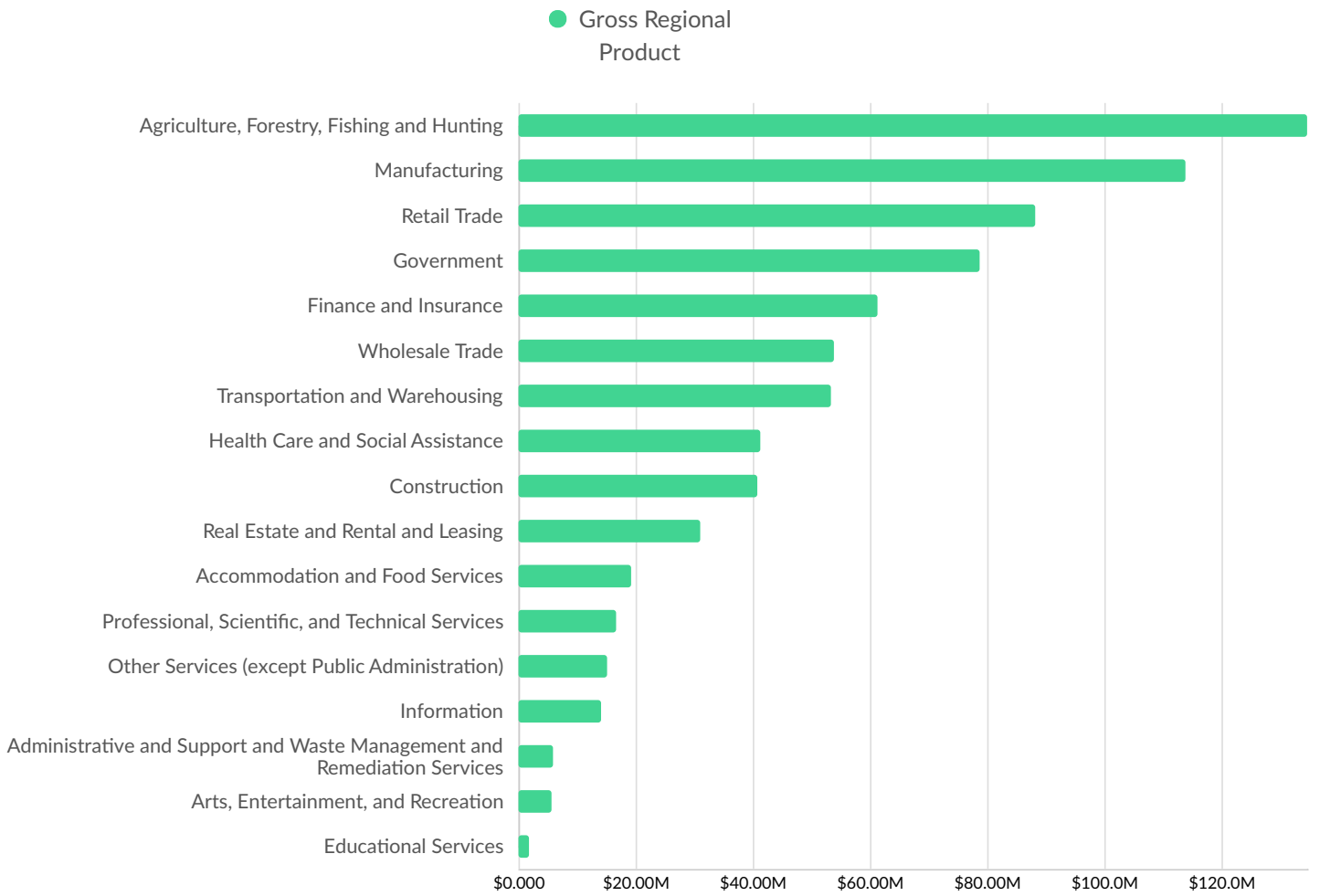
## Top Growing Industries



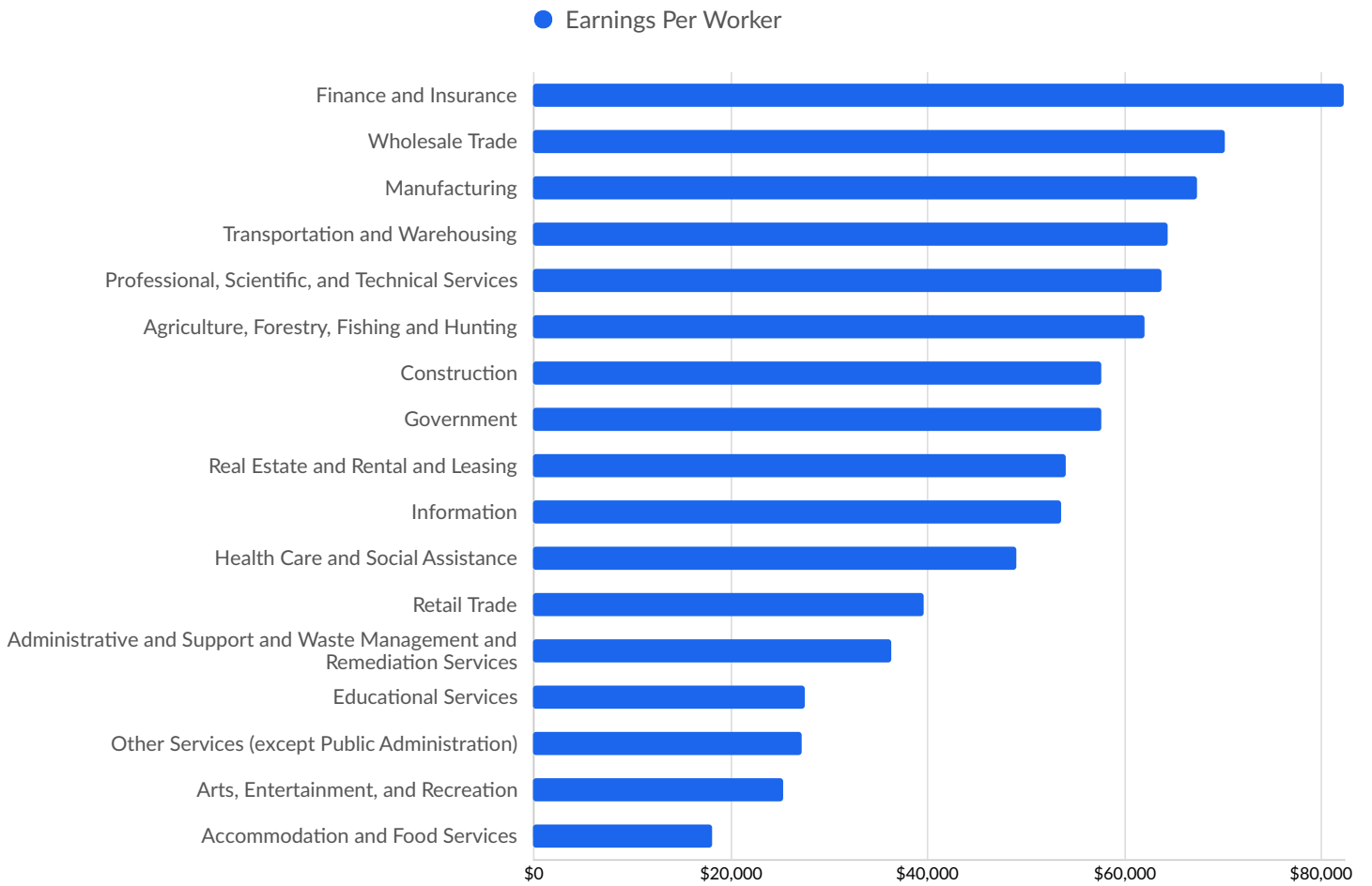
## Top Industry Employment Concentration



## Top Industry GRP























## Top Industry Earnings



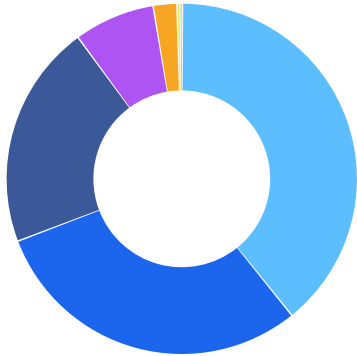
## Business Characteristics

### 1,503 Companies Employ Your Workers

Online profiles for your workers mention 1,503 companies as employers, with the top 10 appearing below. In the last 12 months, 371 companies in Jackson County, IA posted job postings, with the top 10 appearing below.

Top Companies	Profiles	Top Companies Posting	Unique Postings
Maquoketa Community Schol D...	54 	Avera Health	98 
John Deere	46 	Maquoketa Community School ...	50 
Sedgwick	42 	Easton Valley Csd	37 
Collins Aerospace	39 	Jackson County Regional Health...	34 
Family Dollar	22 	Brad Deery Motors	28 
Prudential Financial	20 	Walmart	28 
Husco International	19 	YMCA	25 
United States Army	19 	Vetted Health	23 
Raytheon Technologies	18 	Kindred Healthcare	19 
Walmart	17 	Theisen's Home Farm Auto	19 

## Business Size



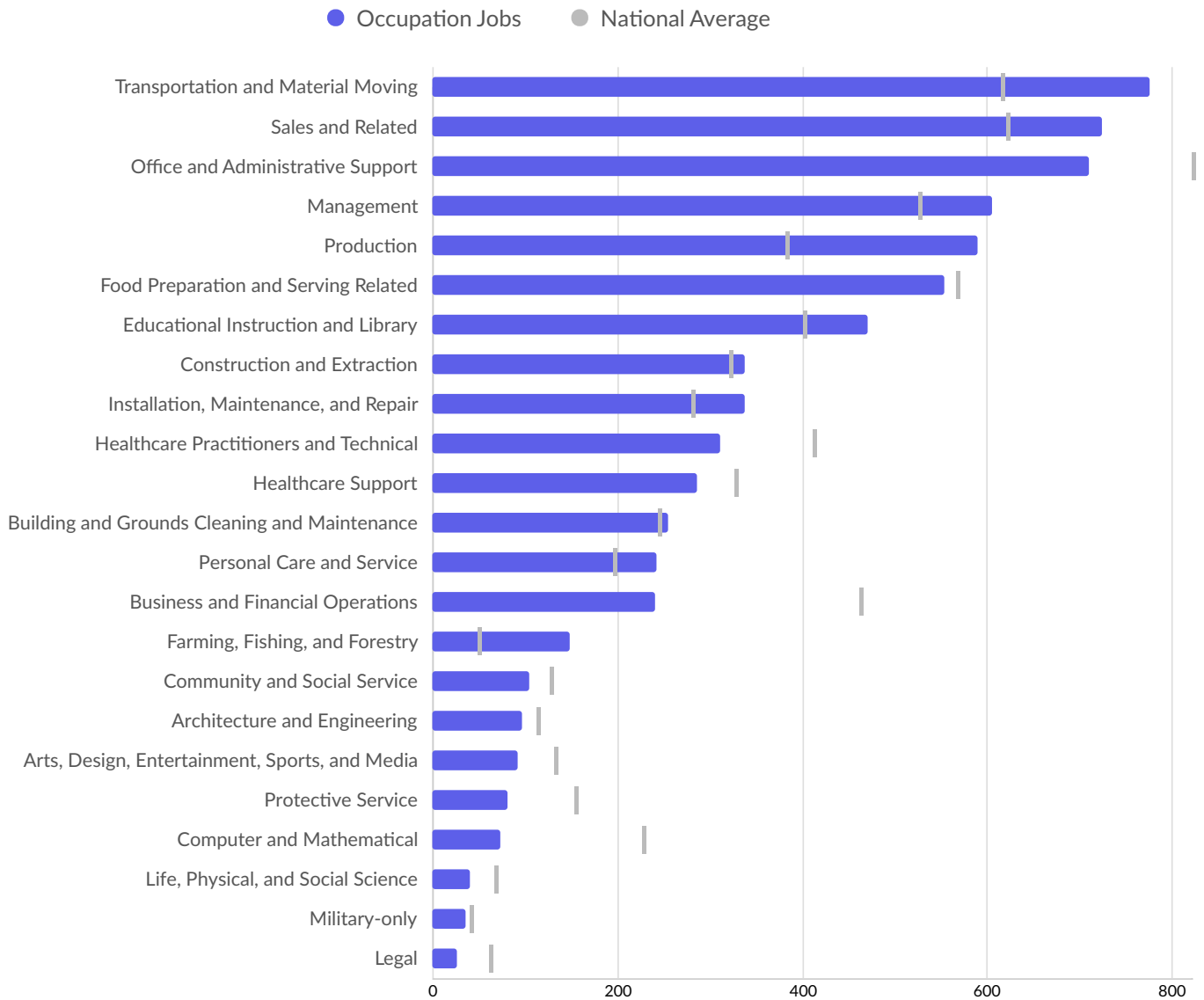
	Percentage	Business Count
● 1 to 4 employees	39.1%	378
● 5 to 9 employees	30.0%	290
● 10 to 19 employees	20.7%	200
● 20 to 49 employees	7.5%	72
● 50 to 99 employees	2.2%	21
● 100 to 249 employees	0.3%	3
● 250 to 499 employees	0.1%	1
● 500+ employees	0.1%	1

\*Business Data by DatabaseUSA.com is third-party data provided by Lightcast to its customers as a convenience, and Lightcast does not endorse or warrant its accuracy or consistency with other published Lightcast data. In most cases, the Business Count will not match total companies with profiles on the summary tab.

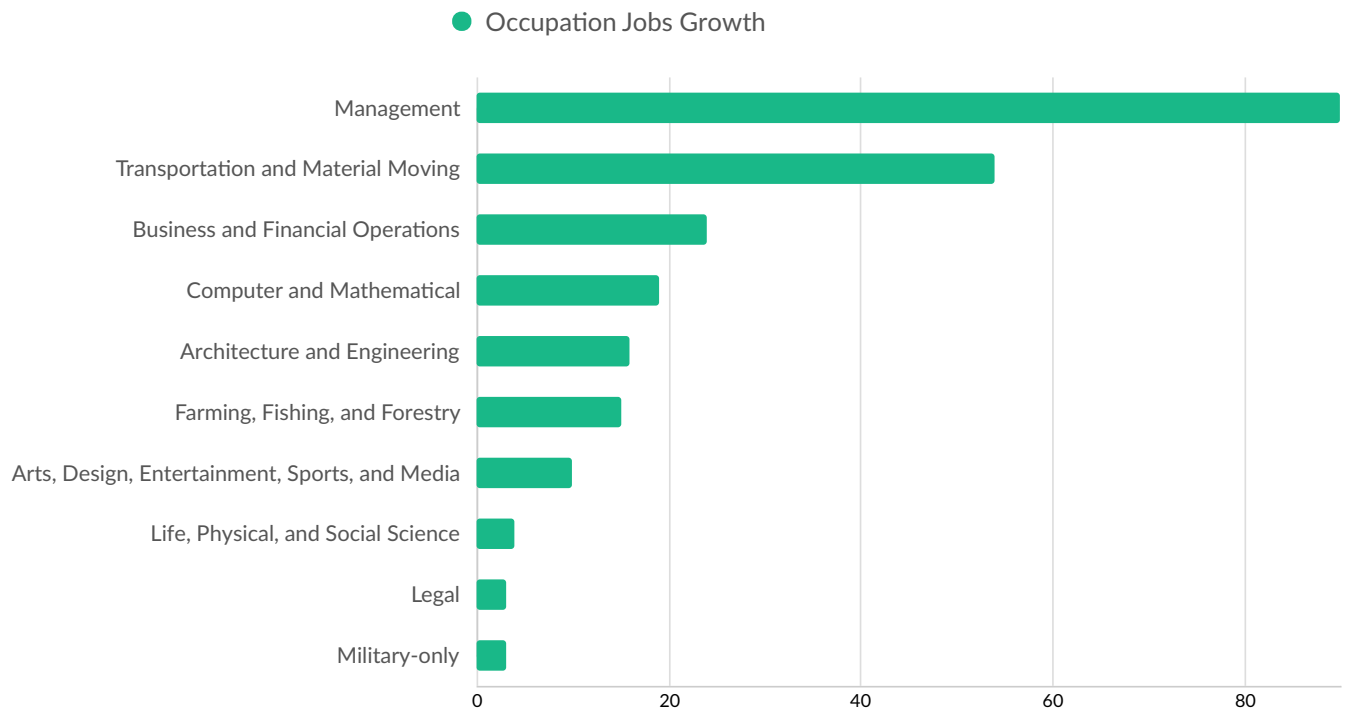


# Workforce Characteristics

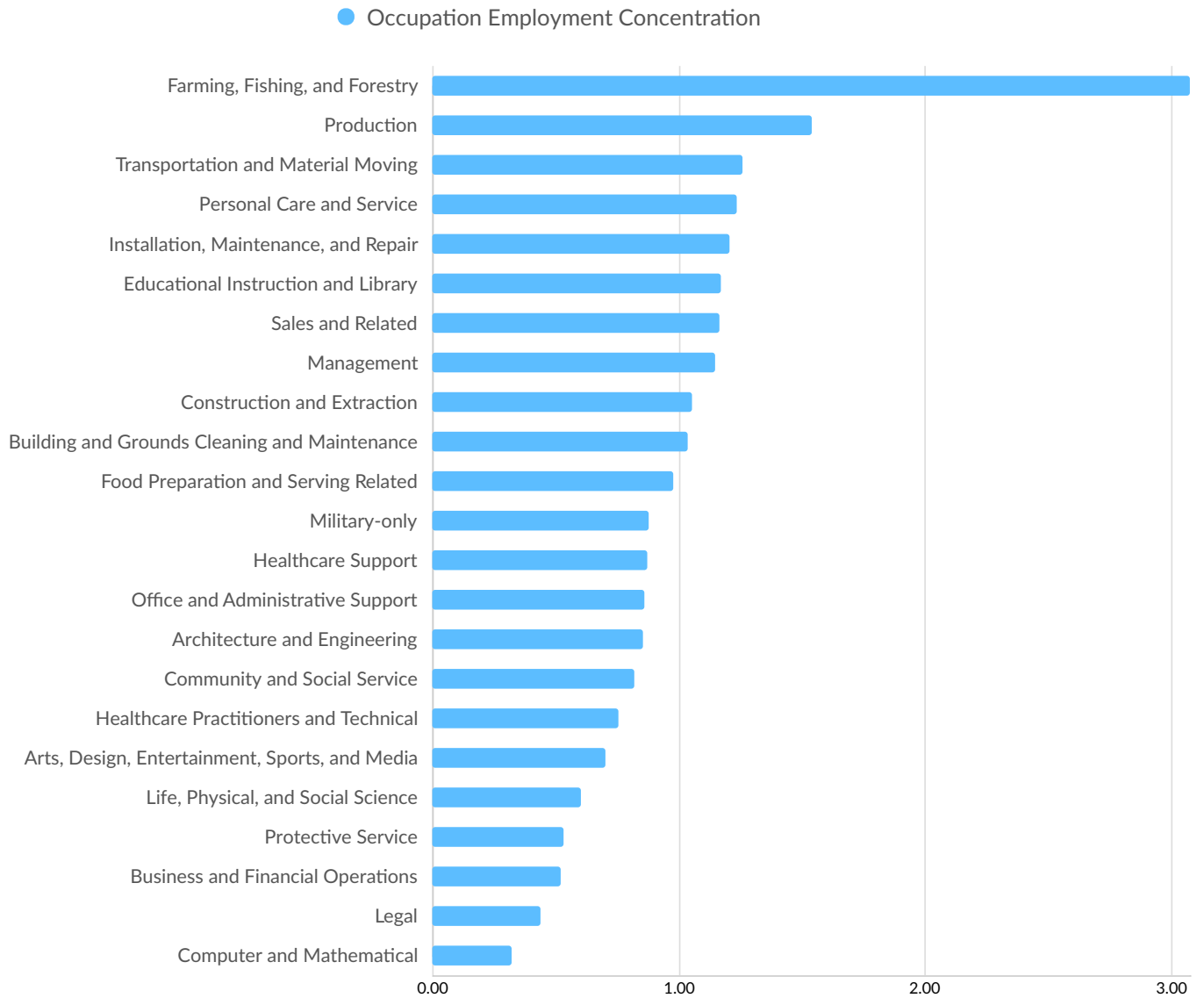
## Largest Occupations



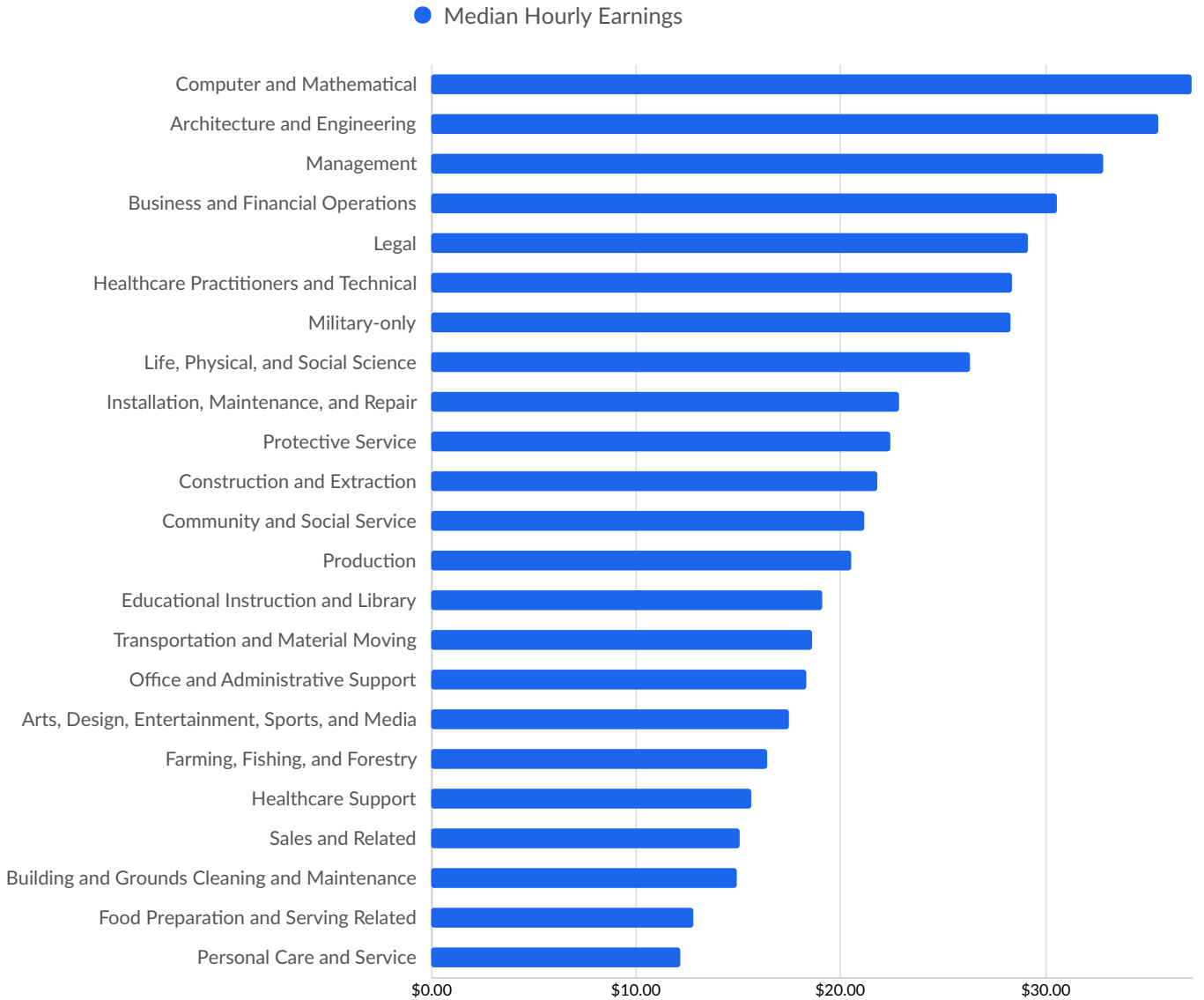
## Top Growing Occupations



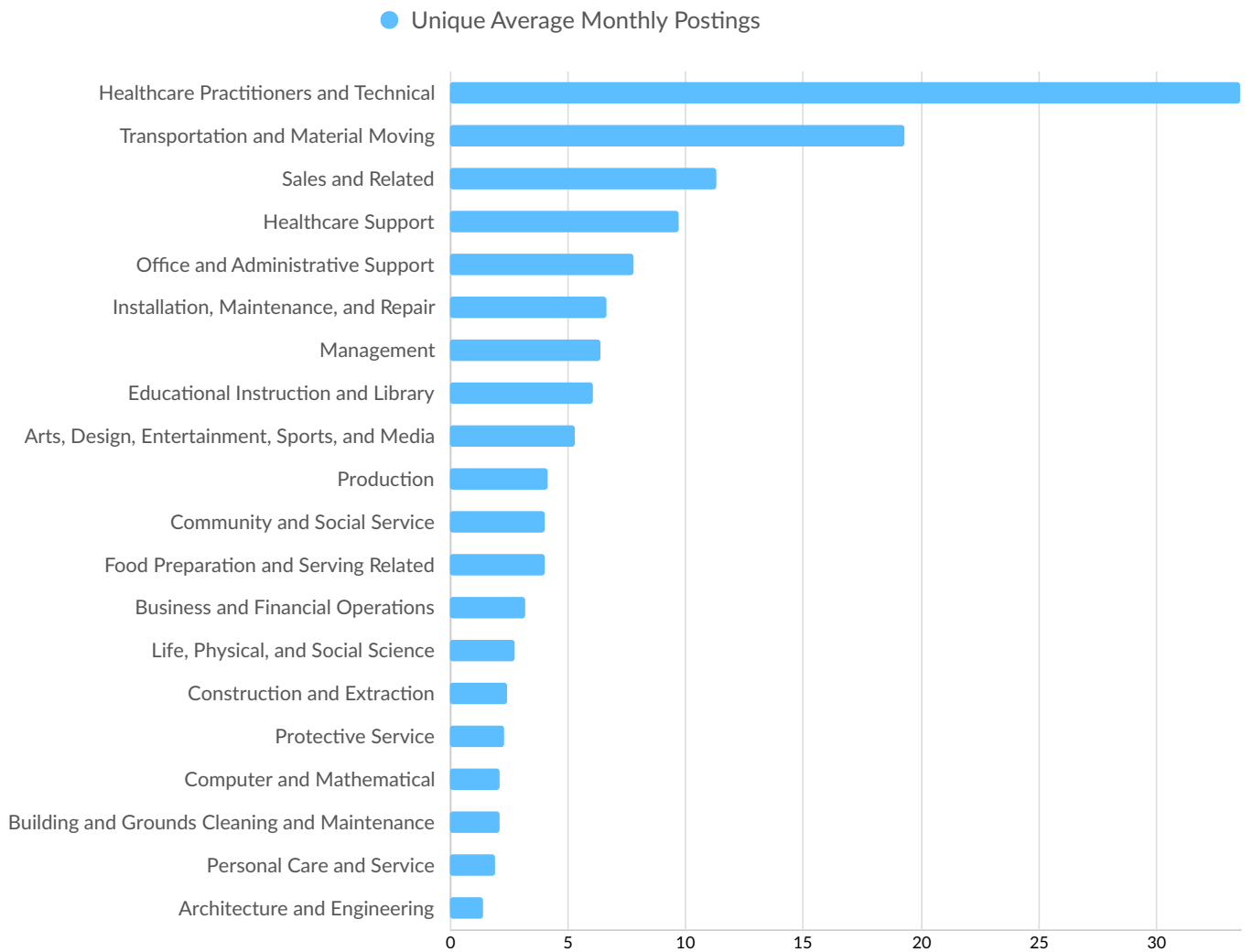
## Top Occupation Employment Concentration



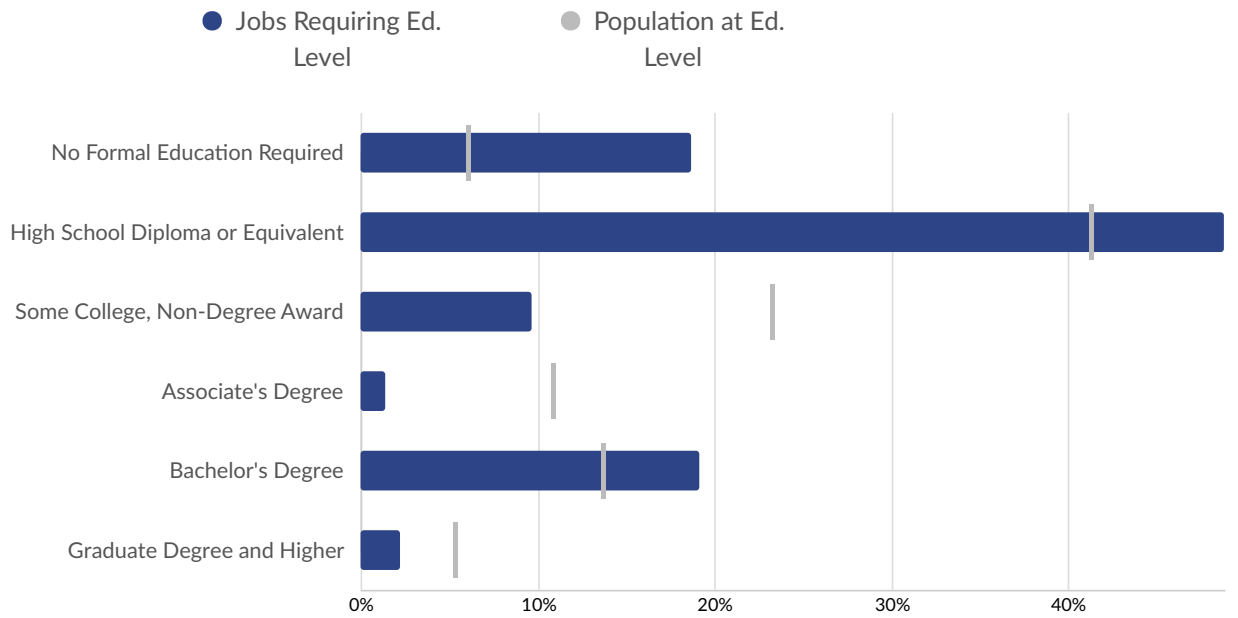
## Top Occupation Earnings



## Top Posted Occupations



## Underemployment



## Educational Pipeline

Over the last 4 years, no schools in Jackson County, IA produced graduates.

# In-Demand Skills

